



EvolveTM

*The first OA knee
brace in the world to
reproduce the
knee's natural
movement*



PRODUCT FEATURES



REPRODUCES THE KNEE'S NATURAL MOVEMENT

Patented Asymmotion™ helical hinge system reproduces the knee's natural three-dimensional kinematics. This unique mechanism replicates internal and external rotation, abduction, and adduction as well as anteroposterior and vertical displacements in the knee. The fluid and natural motion helps reduce aches in other joints as well.



LIGHTEST OA KNEE BRACE IN THE WORLD

50% lighter than other OA braces on the market.



PERFECT FIT FOR MORPHOLOGIES

Scan-to-print process with digital modelization and 3D printing for the most custom brace on the market—a perfect fit for every body type.



NO MIGRATION

Unparalleled fit and perfect leg-motion tracking creates extra hold and eliminates migration.



REALIGNMENT AND UNLOADING METHOD

Unique 3D modeling system helps relieve symptoms of osteoarthritis.

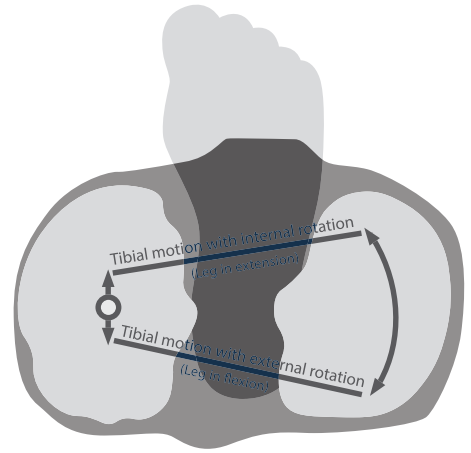


DISCREET, EXTREMELY LOW-PROFILE DESIGN

Can be worn comfortably under pants.

ASYMMOTION™ HINGE SYSTEM

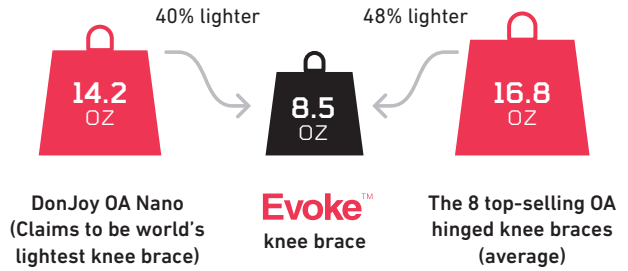
Medial and lateral condyle motion is asymmetrical, hence the knee's "screw-home" mechanism. Thanks to OssKin's asymmetrical hinge system, the Evoke™ brace is the only knee brace that perfectly replicates both sides of this movement. This keeps other joints like the ankle or hip from compensating and results in unparalleled comfort.



ADVANCED 3D PRINTING

The additive manufacturing process used by OssKin was developed in the aerospace industry.

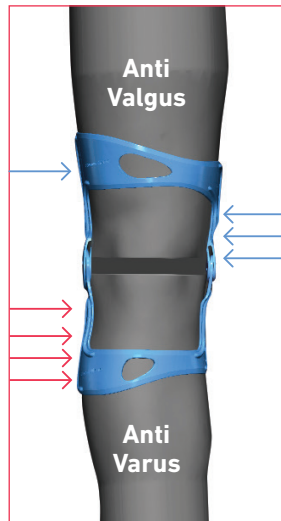
Layers of polyamide powder are fused using a laser to produce a dense, rigid material. This ultra-resilient and abrasion-resistant material is the same one used in safety airbags, rock climbing ropes, and military-grade protective glasses.



REALIGNMENT & UNLOADING METHOD

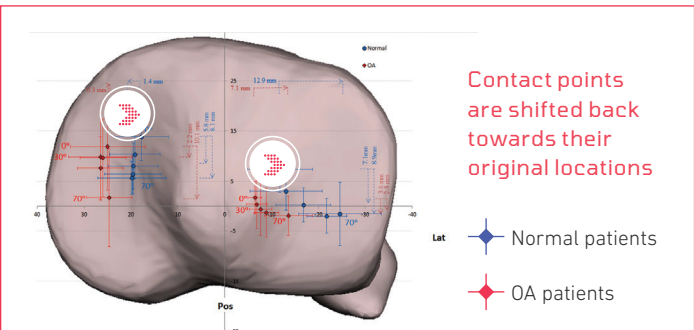
RELIEVES PAIN AND RESTORES NATURAL MOTION

Our unique modelization accounts for OFFLOADING AND TRANSLATION, for optimal realignment.



OFFLOADING

TRANSLATION

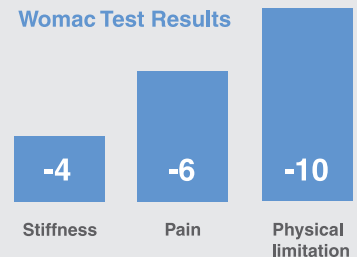


By bringing the contact points of the knee towards their normal path, thus unblocking the external condyle, the patients regain their natural motion. On the long term, it decreases wear and tear of the joint, preventing OA from worsening.

20 WOMAC POINT IMPROVEMENT

CLINICAL TEST RESULTS HAVE BEEN CONDUCTED ON SEVERAL PATIENTS WEARING THE EVOKETM BRACE BETWEEN 3 AND 6 WEEKS.

Results showed a marked decrease in pain and stiffness. Patients also felt much less limitations when wearing the Evoke™ brace.



SCAN-TO-PRINT SOLUTION

01



SCANNING

The health practitioner makes an assessment, scans the patient's lower limb, and sends the files to OssKin's team.

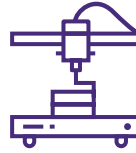
02



DIGITAL MODELING

Using OssKin's proprietary technology, a qualified technician works with a 3D digital model to create a custom knee orthosis that corrects leg and thigh alignment.

03



ADDITIVE MANUFACTURING

The personalized frame is 3D printed in a process known as additive manufacturing.

04



OPTIMIZED OA KNEE BRACE

The knee orthosis is assembled and shipped to the patient's health practitioner for fitting and pick-up.

EVOKE™ BRACE INFORMATION

PATIENTS

Daily Activities
Active patients

Activities:

- Hiking
- Walking
- Gardening
- Golfing

APPLICATIONS

Mild to severe osteoarthritis
Knee conditions requiring load reduction and redistribution
Torn meniscus

OPTIONS

Additional adjustable straps:


- Anterior tibia
- Posterior tibia

Extra padding:


- Supra condyle
- Lateral condyle
- Medial condyle

COLORS

FEMORAL PART (TOP HALF)



TIBIAL PART (BOTTOM HALF)



WARRANTIES

OssKin warrants the frame components to be free of defects in materials and workmanship for 5 years of the original patient. Straps, liners/covers, pads, pins, and other soft components are guaranteed free from defects in materials and workmanship for the first 6 months.